

How to recover a Word (ASD file) when the computer suddenly shuts down

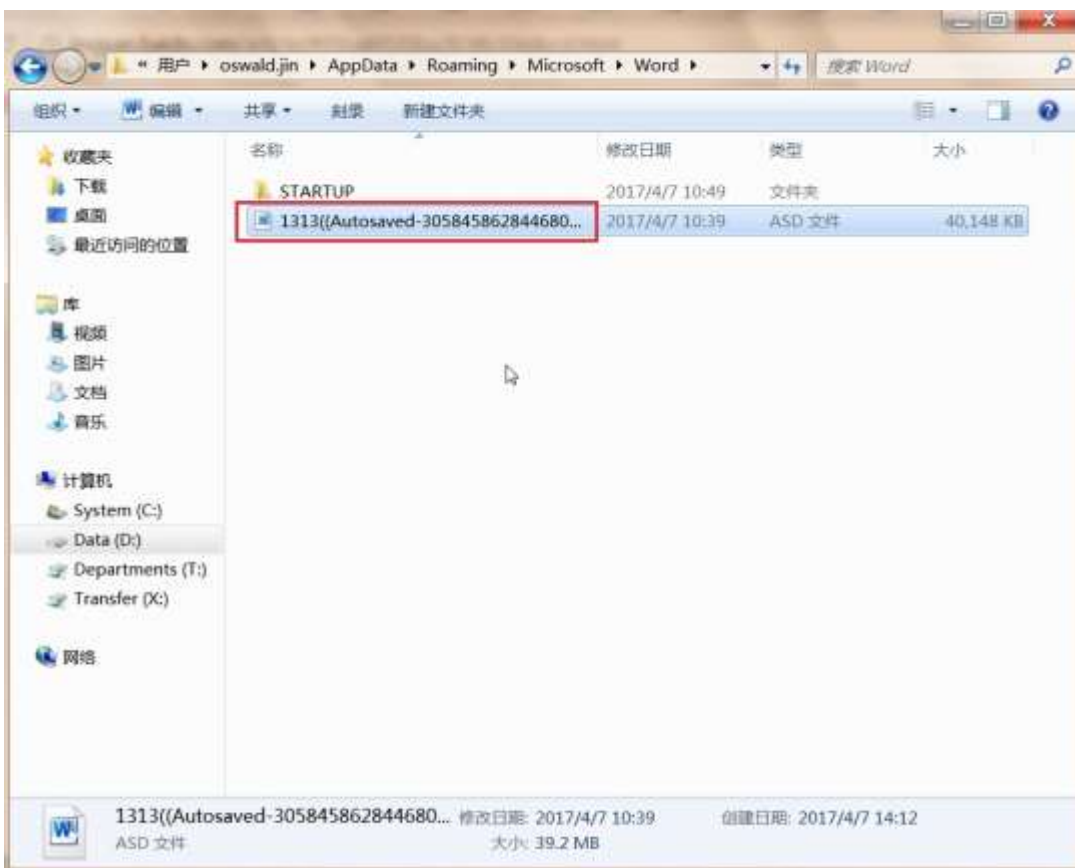
Sometimes you encounter accidents in your work, the Word document hasn't been saved when your computer reset, how to recover this document?

The answer is yes, the steps are:

Firstly in your computer direct to D:\user \XXXX.

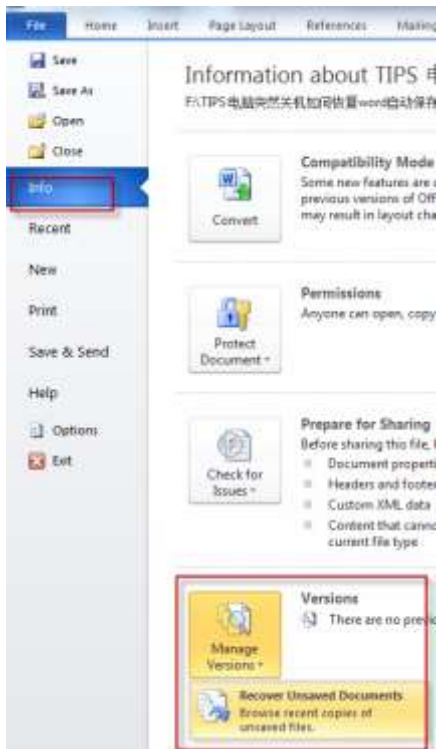
XXXX\AppData\Roaming\Microsoft\Word, you can find your previously edited file with autosaved words in general (ASD file, XXXX.XXXX is a user account)

PS: AppData folder is a hidden property, you need to adjust the property to display visible first.

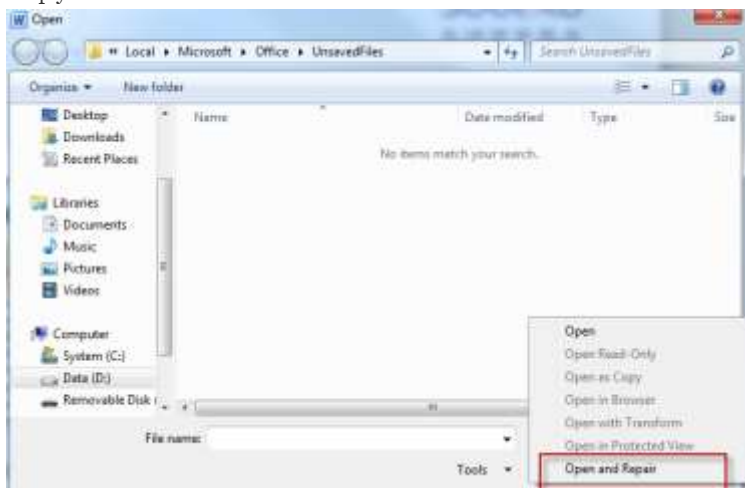


Then, through the menu "file" — "info" — "Manage Version" — "Restore previously unsaved documents"

Navigate to Path D:\Users\xxxx.XXXX\AppData\Local\Microsoft\Office\UnsavedFiles (XXXX.XXXX is the user account)



Copy the ASD file that needs to be restored to this path, select Open and Repair



See you next week.